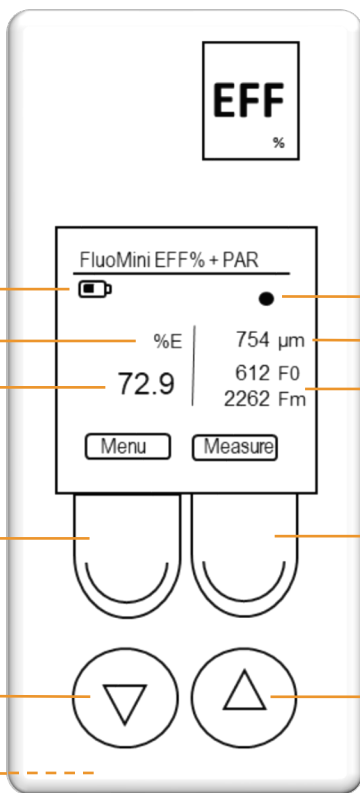


### Display & buttons



Battery

Measurement unit Eff

Measured Eff%

Menu/Exit button

Down button

Reset button (back)

Measurement indicator

Measured PAR

Measured fluorescence

Measure/Enter button

Up button

**Menu/Exit button**

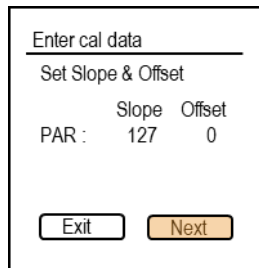
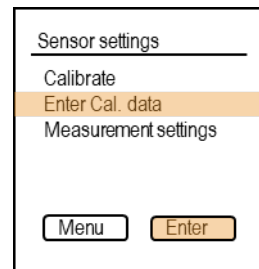
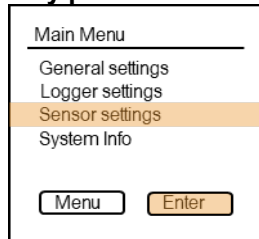
Enter & exit main menu

**Measure/Enter button**

End sleep mode  
Single measurement > press briefly  
Start/stop continuous measurement > press 2 sec

### Calibration

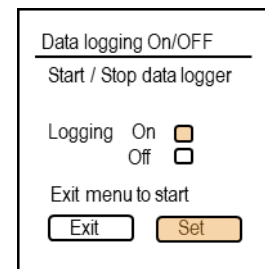
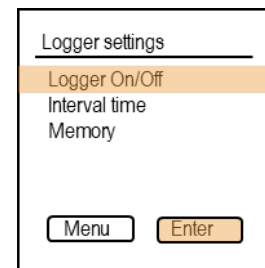
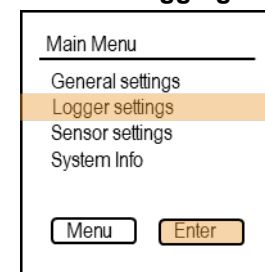
#### Only possible for PAR



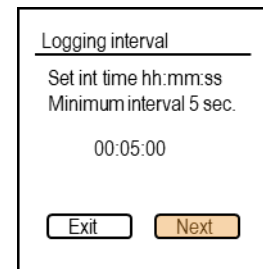
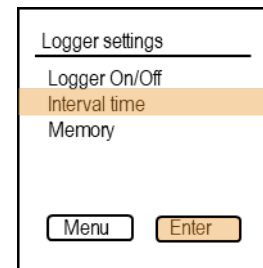
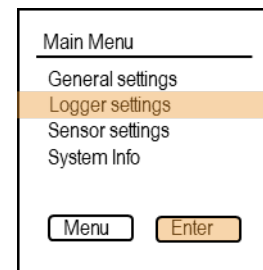
Set Slope until PAR on start screen is equal to reference.

### Log function

#### Start logging



#### Set interval time



### CAUTION!

Only measurements on leaves give adequate intensities for Eff% measurements. When the measured Eff% is too low, it is shown in red. Measurement intervals lower than 5 min can cause damage to the leaf. For further information read the manuals on our website or see the introduction video on YouTube.